

Refrigerated circulating baths » Optima™ range

Optima refrigerated thermostatic baths and circulators

Cost-effective and efficient multi-purpose systems for low temperature applications.

- **Powerful precision cooling** whether used in open-loop or closed-loop format
- **Combining legendary quality, reliability and design for everyday usage** – useful features, straightforward maintenance, compact design
- **Robust, durable construction** for longevity, reliability and long-term low cost of ownership
- **A complete range** – 18 models to cover basic through to sophisticated needs
- All refrigeration products come with market-leading 3-year warranties



Operating temperature

The four Grant Optima™ thermostats can be combined with the five Grant refrigeration units to provide a choice of 18 models. The colour-coded summary table on p. 2.4 shows you the temperature range of each combination.

The following page showcases our most popular model, the versatile mid-range TC120-R2.

Liquids

We recommend the following liquids for use with refrigerated thermostatic baths and circulators:

- 50 to 50°C: Silicone oil – low viscosity
(Bayer silicone M3)
- 30 to 30°C: 50% water 50% antifreeze
(inhibited ethylene glycol)
- 0 to 30°C: 80% water 20% antifreeze
(inhibited ethylene glycol)
- 5 to 99.9°C: Water

Refrigerated circulating baths » TC120-R2 mid range showcase

showcase – mid range example

Model TC120-R2 range - 20 to 100°C, stability $\pm 0.1^\circ\text{C}$

Our most popular model – a versatile system for the laboratory, with a comprehensive specification to suit most low temperature applications.

- Optima™ digital thermostat (TC120) for precise temperature control
- Cooling/heating range - 20°C to 100°C
- Stability $\pm 0.1^\circ\text{C}$
- Easy to use rotary dial and two function keys

Clear 4 digit display – easy to read from a distance for instant reassurance

Visual alarm and countdown timer – alerts you when your attention is required

User calibration facility for optimum accuracy at the required operating temperature

Operating setpoint plus **3 adjustable preset temperatures** for convenience

Low liquid protection and over-temperature cut-out

Easy access to coolant reservoir for local cooling of tubes, bottles etc

Easily accessible power switch

Powerful efficient cooling, ozone-friendly refrigerant



Removable grille – easy access to drain valve* and condenser for routine maintenance

*Drain valve not available on R1 systems



Also available as a kit (LTC2 and LTC4) see page 2.6

Adjustable over-temperature protection

Dual-position bridge plate – ensures visibility/accessibility of the thermostat whilst optimising bench space

Powerful integral pump – allows temperature-controlled fluid to be circulated to external equipment (16L/min, 210mbar)

Convenient carrying handles front and rear for repositioning the unit

Designed for quiet operation for minimal impact on your working environment

Robust construction, corrosion resistant materials, stainless steel tank – durable in demanding environments

5°C thermostat on/off switch – stops tank freezing when operating with water

Applications:

- University research/teaching - temperature control of external equipment including: spectrophotometers & refractometers. Circulation of temperature control fluid to jacketed vessels, cooling crystallisation vessels
- Industrial laboratories - temperature probe calibration, product testing, product QC, temperature control of external equipment

Refrigerated circulating baths » Factors to consider

Factors to consider when choosing your system

■ Do you need to immerse samples within a tank?

Consider the working area required. The table on p. 2.4 shows the dimensions of the top opening and the min/max liquid depths

■ Cooling power required at a given temperature

For example, if your operating temperature is 0°C, and you need 500 W cooling power, you will need the R4 (or R5) refrigeration unit with any of the controllers. Alternatively to calculate the power required use the following formula:

$$W = \frac{V \times T \times K}{60 \times t(\text{mins})}$$

■ Cool-down time required to reach that temperature

Calculate the cool-down time required according to the following formula, and refer to the cool down curves for individual performance.

$$t(\text{mins}) = \frac{V \times T \times K}{60 \times W}$$

■ Do you need to control the temperature of/remove the heat from an external device?

1. Consider the pump requirement. Liquid flow rate is critical in order to maintain adequate exchange of heat within the external system. Flow rate is dependent on the restrictions within the system. Factors which cause a pressure drop are height, length, pipe bore and the number and angle of bends within the system. To maintain sufficient flow in a highly restricted system, a high pressure pump is required. The integral pumps in the Optima™ series thermostats are satisfactory for most laboratory applications; for more powerful pump requirements select either of the Grant accessory vertical turbine pumps (VTP).

2. Consider whether you need to control the temperature within the external apparatus. For external temperature control choose TX150 or TXF200 controller and an external temperature probe.

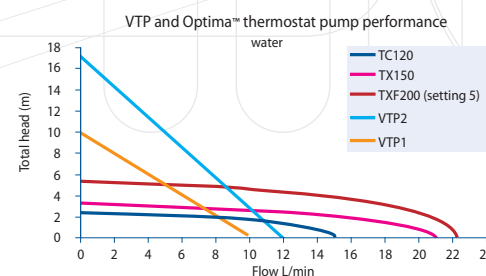
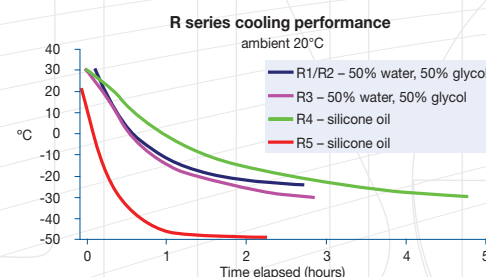
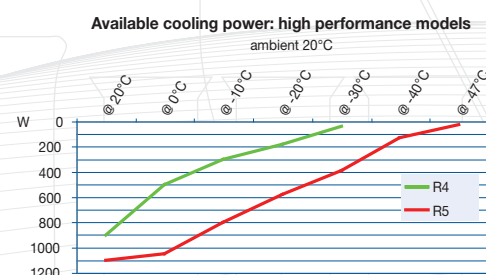
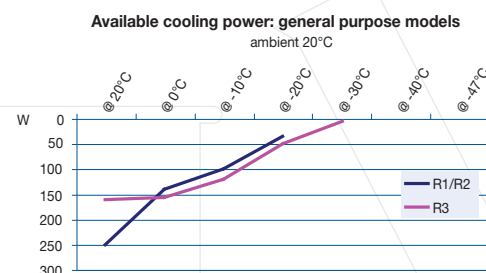
■ Do you require temperature ramping?

If yes, choose TX150 or TXF200 controller and Labwise accessory software. For refrigeration on/off control by programmable relay choose refrigeration units R2 to R5.

■ What other features do you require?

Consider the numerous features offered by the four Optima™ series controllers, and select the controller that meets your needs.

W = average cooling power	Water	K = 4200
V = total system liquid volume L	50/50 water/glycol	K = 3800
T = temperature difference °C	Alcohol	K = 2100
K = liquid heat capacity (J/L/°C)	Silicone oil	K = 1800


















Refrigerated circulating baths » Models, options and accessories

Refrigerated baths and circulators – range of available models, options and accessories

Effective operating temperature range (refrigeration unit + thermostat)

- 0 to 100°C
- 20 to 100°C
- 30 to 100°C
- 47 to 100°C












Key to symbols

- | | | | |
|---|---|--|---|
|  display |  timer |  fixed over temperature cutout |  visual alarm |
|  pump |  USB |  audible alarm |  5 point recalibration |
|  drain |  program storage |  menu system |  external probe socket |
| | |  programmable | |
| | |  refrigeration high pressure switch | |
| | |  adjustable overtemperature cutout | |









Thermostatic control units

Digital		Digital high performance	
T100	TC120	TX150	TXF200
			
2.5 kg h: 335 mm d: 172 mm w: 120 mm	3 kg h: 335 mm d: 172 mm w: 120 mm	3 kg h: 345 mm d: 172 mm w: 120 mm	3 kg h: 345 mm d: 172 mm w: 120 mm

Refrigeration units

Capacity (L) Outer tank dimensions	Working area (l x w) Min/max liquid depths Weight				
R1 – 5 L stainless steel  h: 410 mm d: 410 mm w: 230 mm 20 kg	• 110 x 145 mm • 85/140 mm • 19.2 kg	T100-R1	TC120-R1	TX150-R1	TXF200-R1
R2 – 5 L stainless steel  h: 410 mm d: 410 mm w: 230 mm 20 kg	• 110 x 145 mm • 85/140 mm • 19.2 kg 	T100-R2	TC120-R2 (showcased on page 7.2)	TX150-R2	TXF200-R2
R3 – 5 L stainless steel  h: 410 mm d: 410 mm w: 230 mm 21 kg	• 110 x 145 mm • 85/140 mm • 19.2 kg 	-	-	TX150-R3	TXF200-R3
R4 – 20 L stainless steel  h: 530 mm d: 490 mm w: 390 mm 40 kg	• 230 x 305 mm • 85/140 mm • 37.8 kg  	T100-R4	TC120-R4	TX150-R4	TXF200-R4
R5 – 12 L stainless steel  h: 585 mm d: 575 mm w: 415 mm 47 kg	• 260 x 115 mm • 125/180 mm • 47 kg  	T100-R5	TC120-R5	TX150-R5	TXF200-R5

Options and accessories

Labwise™ PC software (optional)				
Allows two-way communication for status display, programming and data capture (see p. 3.1 for more information) USB cable provided	-	-		
External probes (optional)				
TXPEP flexible plastic probe, 3 m cable	-	-		
TXSEP stainless steel probe, 3 m cable	-	-		
Remote switching device (optional)				
For switching mains powered appliances on and off (up to max. 8 Amps)	-	-	1	1
Vertical turbine pumps (optional)*				
Low noise, compact design. Supplied with pipe connections and special lid for fitting to tank, pipe bore 12.7 mm				
VTP 1 max. pressure 1000 mbar max. flow 9 L/min				
VTP 2 max. pressure 1650 mbar max. flow 12 L/min				
			Required only where application demands a higher pressure than that delivered by the internal pump to maintain flow	





* when pump is fitted, available working area is reduced.

Refrigerated circulating baths » Technical specifications

Low temperature refrigerated baths and circulators – technical specification

Grant Optima™ thermostats



● = standard

			Digital		Digital High Performance	
			T100	TC120	TX150	TXF200
						
Stability (DIN 12876)	water @ 10°C	°C	± 0.1	± 0.1	± 0.1	± 0.1
	-10°C for 50% water, 50% glycol	°C	–	± 0.1	± 0.1	± 0.1
Uniformity (DIN 12876)	water @ 10°C	°C	± 0.1	± 0.1	± 0.1	± 0.1
	-10°C for 50% water, 50% glycol	°C	–	± 0.1	± 0.1	± 0.1
Setting resolution		°C	0.1	0.1	0.1 (0.01 with Labwise)	
Display			4 digit LED		full colour QVGA TFT	
Timer function			–	1 to 6000 mins	1 min to 99 hrs 59 mins	
No. stored temperature values			3	3	3	3
Recalibration points			2	2	5	5
Socket for external probe (TXPEP, TXSEP)			–	–	●	●
Communications interface			–	–	USB / RS232	USB / RS232
Programmable			–	–	remote via PC / laptop 1 program/30segments	via user interface/remote via PC / laptop 10 programs/100segments
No. stored programs			–	–	1 x 30 segment	10 x 100 segment
Relays			–	–	1	1
Safety	overtemperature		fixed		adjustable cut-out	
	fluid level – float switch		●	●	●	●
Alarms (can be configured to switch a relay)			–	high(no relay)	high and low	high and low
Language capability			–	–	EN, FR, DE, IT, SP	EN, FR, DE, IT, SP
Heater power	230 V kW		1.3	1.3	1.9	1.9
	120 V kW		1.4	1.4	1.4	1.4
Electrical power	230 V kW		1.4 (50-60 Hz)	1.4 (50 Hz)	2.0 (50 Hz)	2.0 (50-60 Hz)
	120 V kW		1.5 (50-60 Hz)	1.5 (60 Hz)	1.5 (60 Hz)	1.5 (50-60 Hz)
Height above tank rim		mm	200	200	200	200
Depth below tank rim		mm	135	135	135	135

Grant Optima™ thermostat pumps (integral)

Maximum pressure	water	mbar		210	310	530
Maximum flow	water	L/min		16	18	22 (adjustable flow rate)
Pump connector	6 mm bore*				fits 9 mm diameter tubing	
Pump connector	11 mm bore*				fits 15 mm diameter tubing	

High pressure pumps (optional)

			VTP pumps	
			VTP1	VTP2
				
Maximum pressure	water	mbar	1000	1650
Maximum flow	water	L/min	9	12
Pipe bore	inlet/outlet	mm	12.7	12.7
Electrical connection			10 amp IEC	10 amp IEC
Power consumption		W	30	40
Power output to liquid @ 20°C		W	15*	22*
Safety			thermal fuse	thermal fuse

** The optional VTP pumps will transfer additional heat to the baths and reduce the net cooling power of the refrigeration unit. The above figures must be taken into consideration when choosing the refrigeration unit






Note: when ordering a VTP pump, please specify which refrigeration base unit it is to be used with

Refrigerated circulating baths » models and ready assembled kits

Pump connectors (optional)	Part number
Replacement plastic pump inlet/outlet connector. Fits tubing 6mm outer dia. Temperature range -50 to 200°C	P-M6
Replacement plastic pump inlet/outlet connector. Fits tubing 11mm outer dia. Temp range -50 to 200°C	P-M11
Stainless steel pump inlet/outlet connector, M16 x 1 male. Fits M16 hose. Temp range -50 to 200°C	M-M16
Metal pump inlet/outlet connector, dual seal super rapid 4mm. Fits semi rigid tubing 4mm outer dia. Temp range -20 to 100°C	M-SR4
Metal pump inlet/outlet connector, dual seal super rapid 6mm. Fits semi rigid tubing 6mm outer dia. Temp range -20 to 100°C	M-SR6
Metal pump inlet/outlet connector, dual seal super rapid 8mm. Fits semi rigid tubing 8mm outer dia. Temp range -20 to 100°C	M-SR8
Metal pump inlet/outlet connector, hose barb 7mm. Fits flexible tubing 7mm inner dia. Temp range -40 to 120°C	M-HB7
Metal pump inlet/outlet connector, hose barb 9mm. Fits flexible tubing 9mm inner dia. Temp range -40 to 120°C	M-HB9
Metal pump inlet/outlet connector, hose barb 12mm. Fits flexible tubing 12mm inner dia. Temp range -40 to 120°C	M-HB12
Metal pump inlet/outlet plate, 1/4 " BSP/G1/4 female. Temp range -50 to 200°C	M-UC

Grant R series refrigeration units – models and specifications

● = standard

			R1	R2	R3	R4	R5
							
Relay control (refrigeration on/off)			–	●	●	●	●
Refrigerant			R134a	R134a	R134a	R134a	R404a
Drain			–	●	●	●	●
Overtemperature cut-out	100°C limit		●	●	●	●	●
Water freezing protection thermostat			●	●	●	●	●
Refrigeration high pressure switch	27 bar		–	–	–	●	●
Cooling power, ambient 20°C	@ 20°C	W	250	250	160	900	1100
	@ 0°C	W	140	140	150	500	1050
	@ -10°C	W	100	100	120	300	800
	@ -20°C	W	35	35	50	180	580
	@ -30°C	W	–	–	5	40	370
	@ -40°C	W	–	–	–	–	130
Electrical power (maximum)	230 V	W	334 (50 Hz)*	334 (50 Hz)*	354 (50 Hz)*	850 (50 Hz)	1400 (50 Hz)
	120 V	W	328 (50-60 Hz)	328 (50-60 Hz)	370 (60 Hz)	780 (60 Hz)	–
EMC emissions	Class		B	B	B	B	B

* Optima™ thermostats and accessory pumps can be powered from the back of the R1, R2 and R3 220-240 V refrigeration units. Allow up to 2 kW of extra power from the electrical supply

LTC Kits

LTC2 (TC120 + R2)



The TC120-R2 is available ready assembled with the thermostat mounted on the refrigerator and supplied with insulated tubing and clips to form a ready-to-use system

LTC4 (TX150 + R4)



The TX150-R4 programmable refrigerated circulator is available as a kit with the thermostat mounted on the refrigerator and supplied with insulated tubing and clips to form a ready-to-use system