

Culture Safe CO₂ Incubator Touch Range



200 °C



Spirit of Innovation



Introduction to LEEC

LEEC's mission statement of "aiming to exceed customer expectations for quality, delivery and cost through continuous improvement and customer interaction" is the philosophy behind the company.

The management team operate the ISO 9001 quality models across the various departments. The combination of mission statement and the management system has created a modern, dynamic, forward thinking company.


The Touch range of LEEC CO₂ incubators have been developed by listening to our customers and using the latest cutting edge technologies. This has helped LEEC to develop a range of CO₂ incubators that is unsurpassable and class leading.

LEEC are striving to continuously exceed customer expectation by incorporating user friendly touch screen technologies and the world's first 200°C dry heat sterilisation cycle. This has been independently tested at the Health Protection Agency in Porton Down, UK.

All LEEC employees are very proud of the high standards of quality achieved, in all the equipment manufactured at our head office in Nottingham, England and relish the opportunity to exhibit these products to our worldwide customer base.



Paul Venners
Managing Director



Frequently Asked Questions

Why consider the LEEC Culture Safe versus other brands?

LEEC has almost 60 years experience of manufacturing laboratory incubators. LEEC developed the first CO₂ incubator that automatically injected and controlled CO₂ by the use of a thermal conductivity (T.C.) CO₂ detector. LEEC developed and patented this world leading technology at this period in time, hence manufacturing the world's 1st automatic CO₂ incubator.

As you would expect from such a forward thinking innovative company, LEEC has continued its relentless R&D programme and now offers world class leading CO₂ incubators with many more built-in inherent features and advantages, whilst still remaining competitively priced. Through continued R&D development, LEEC now offers as standard, state of the art drift free infra red (IR) CO₂ sensors across the complete range of ALL its culture safe models.

Why consider Drift Free Infra-Red instead of conventional thermal conductivity (T.C.) CO₂ Sensors?

The LEEC IR CO₂ sensor offers the latest technology and is completely drift free. T.C. CO₂ sensors only measure accurately at the desired 88-92% relative humidity (%RH). After the inner glass door is opened the T.C. sensor is measuring inaccurately up to a period of 1 hour after the door closure. TC technology is much older technology and its huge disadvantage is that accurate % CO₂ can only be achieved once the relative humidity (%RH) has recovered back to 88-92%RH, which is typically up to 1 hour.

For very important samples and cell lines this is simply not acceptable. The pH level of the culture media will not recover and cell desiccation may result as a consequence.

What is the benefit of the LEEC Culture Safe being fitted with a drift free infra red CO₂ sensor?

All LEEC Culture Safe CO₂ incubators are fitted with a premium quality state of the art drift free infra red CO₂ sensor. This ensures accurate CO₂ measurement at all instances in time and total peace of mind that your samples are culturing at the correct % CO₂ level all the time.

This eradicates the need for any additional auto-referencing / zeroing of the CO₂ sensor which is sometimes necessary on other manufacturers incubators to stop drifting of CO₂ calibration and carries the heavy the risk of contamination introduction into the incubator each time the auto-referencing / zeroing is performed.

Why consider a direct heat CO₂ incubator without fanless technology instead of a fan assisted incubator?

LEEC has developed a clever six sided heating system controlled by using a state of the art PID controller. There is also independent control of both the door and the base (located under the water tray) allowing for extremely accurate and precise control of temperature inside the inner chamber.

This precise control eliminates the need for a fan (refer to benefits of fanless) and is accurately achieved by the most gentle convection of air movement inside the chamber. This prevents any turbulence and possible rapid spreading of contamination introduced into the chamber by the higher turbulent air flow created by fan assisted incubators.

Another great benefit is a much larger internal chamber capacity against rivals with fans fitted with considerably smaller external dimensions. The LEEC Culture Safe CO₂ range with its very compact external dimensions will comfortably sit on a laboratory bench or even under the laboratory bench if more convenient, many other brands are simply too large to fit in either location.

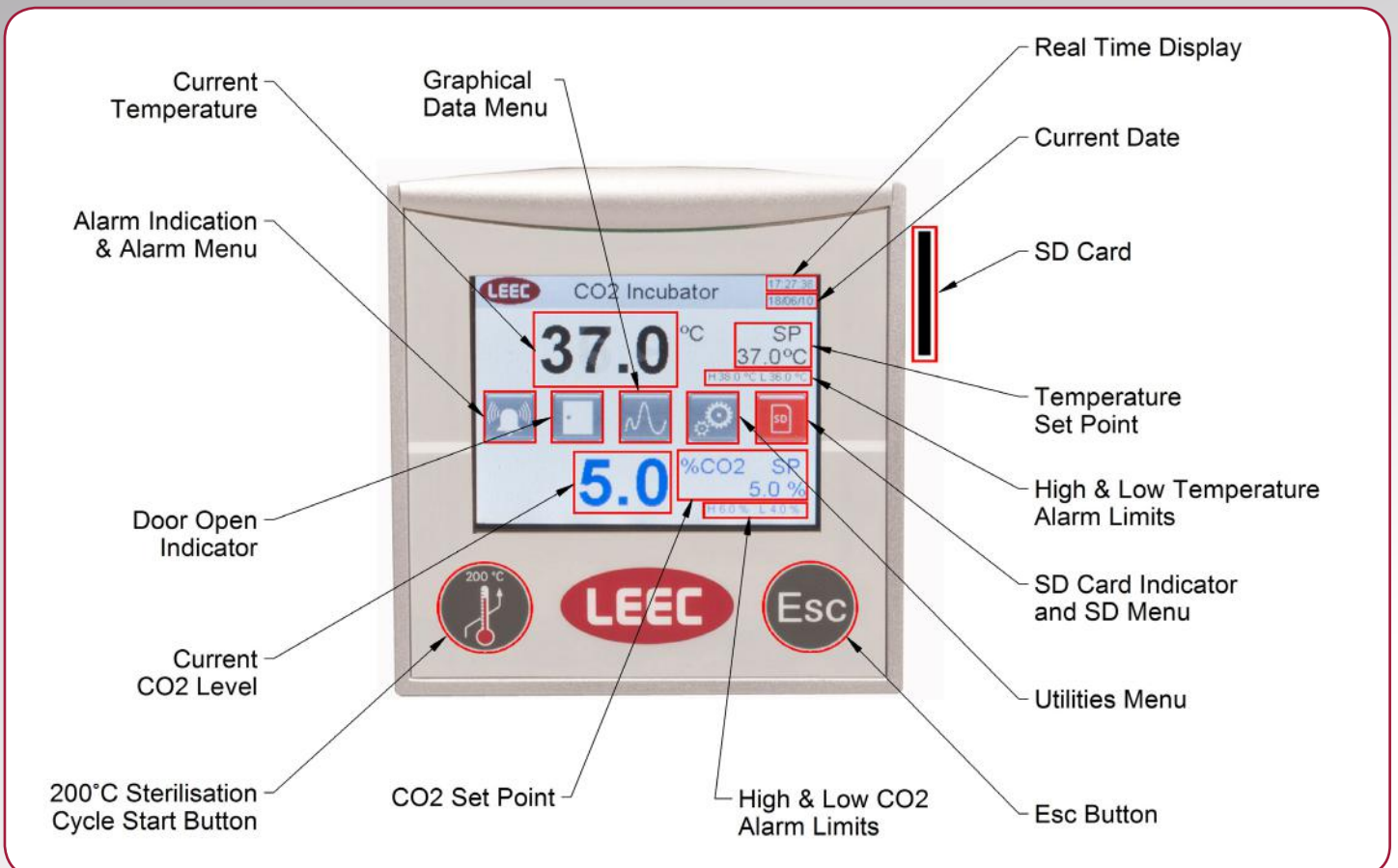
Easy to use Icon Lead Touch Screen Control System



SD - LEEC offers the SD card facility of data collection

The new state of the art PID controller is designed to be as user friendly as possible, allowing the user to quickly access the required menus via a simple icon navigation system.

On board text and graphical data logging of temperature, CO₂ and O₂ (if fitted) with a minimum of 72 hours graphical data logging and 100 text event logs, all conveniently saved as .csv files for viewing in MS Excel® from a removable SD card.




World's first 200°C Sterilisation Cycle

Independent evaluation of effectiveness of LEEC 200°C sterilisation cycle against all spores and bacteria commonly associated to be possibly present in laboratory incubators:

The LEEC Culture Safe CO₂ incubator has been independently evaluated for the effectiveness of its 200°C sterilisation cycle. The sterilisation cycle was proven to be effective against the stubborn *Geobacillus stearothermophilus* spores. atcc 12980 dried on coupons (Apex Laboratories, Inc. Lot N°. K00001) *Aspergillus* spores ATCC 16404 (formally *Aspergillus niger*) and *Bacillus atrophaeus* spores NCTC dried on coupons (prepared at HPA).

Please view the full report on LEEC's website - www.leec.co.uk

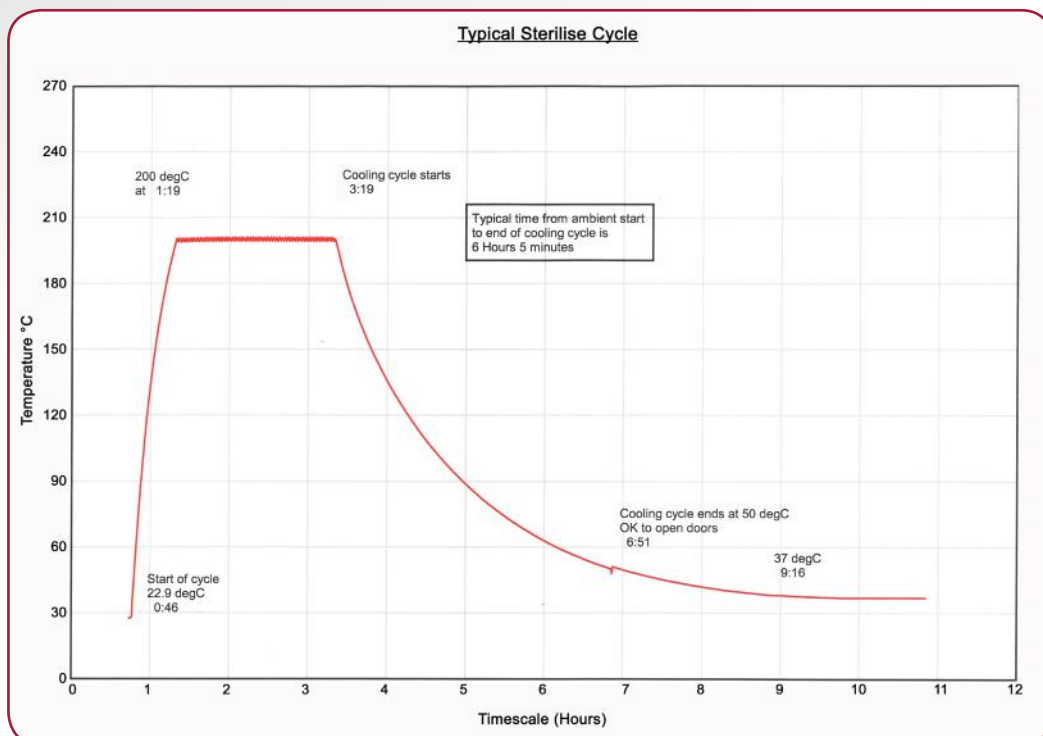
* No need to remove IR CO₂ sensor, remains in situ during 200°C Sterilisation cycle



Ensure the water tray is empty of all water, make sure both the inner and outer door are closed securely



start the 200°C Sterilisation Cycle



Recovery Graphs

Typical recovery graphs for a LEEC Culture Safe Touch 50S model with 3 inner door option fitted: The graphs below in Figure 1, illustrate typical recovery times for *temperature, *%CO2 and *%RH, after the bottom compartmental glass door is opened for the duration of 30 seconds and then closed. *Quicker recovery times are achievable with a 6 Inner door option.

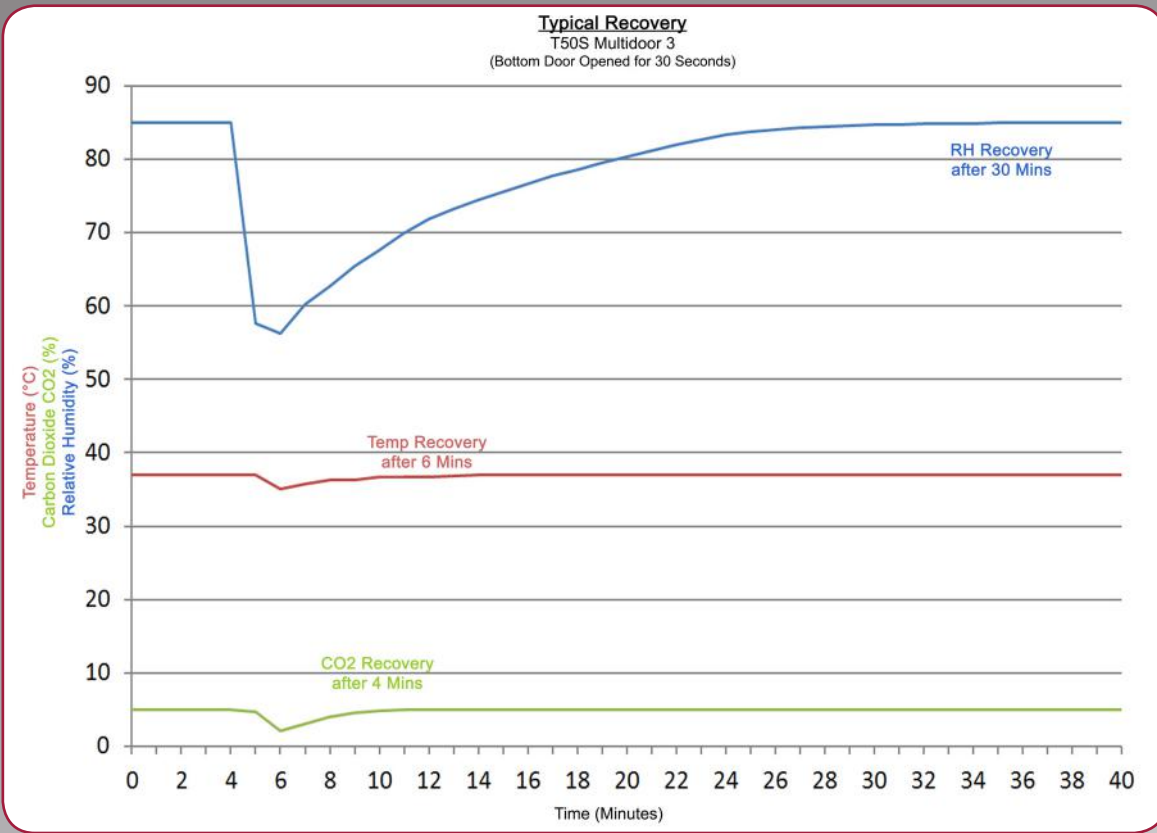
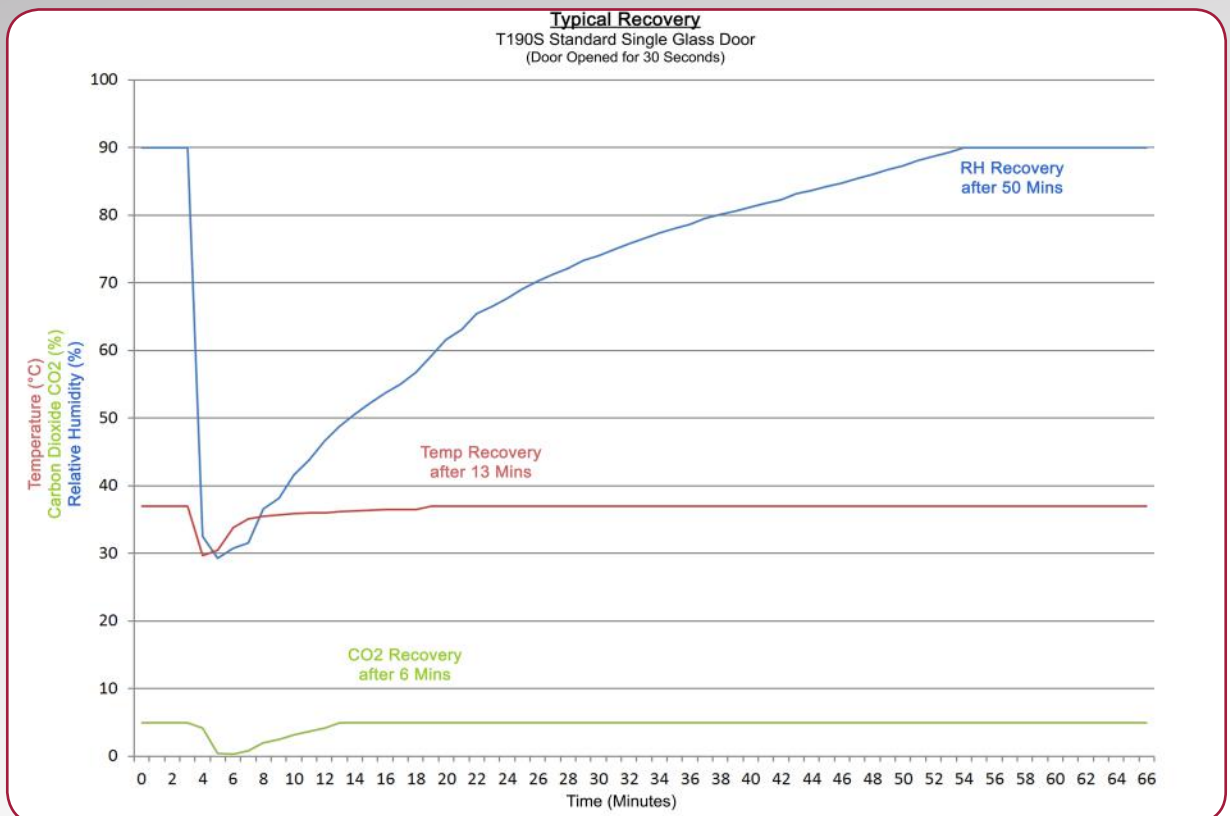


Figure 1

Typical recovery graphs for a LEEC Culture Safe Touch T190S model with a standard single glass door fitted: The graphs below in Figure 2, illustrate typical recovery times for temperature, * %CO2* and %RH*, after the standard glass door is opened for the duration of 30 seconds and then closed.

*Quicker recovery times are achievable with the 8 inner door option.

Figure 2




Options & Accessories, All Touch models

Options		Accessories	
OXY 1-19	1-19% Oxygen control (available on Touch 190S & Touch 50S models)	PTSK	Stacking kit for stacking 2 x T190 or P190
8ID	8 inner door option (available on all 190 litre models)	PRV	Single-stage CO2 cylinder pressure reducing valve with gauges
6ID	6 inner door option (available on all 50 litre models)	PRV2	Two-stage CO2 cylinder pressure reducing valve with gauges
3ID	3 inner door option (available on all 50 litre models)	PRVN	N2 cylinder pressure reducing valve with gauges
RHDISP	%RH display (available on all Touch screen models)	RO6	In-line CO2 reducing valve with pressure gauge (2 to 30 p.s.i.)
		PNEU	Automatic change over unit for two cylinders (CO2 or N2)
			Tygon tubing (inert). Free of VOC and CAC (Price per metre)
		PTSK2	Stacking kit for 2 x T50 or 2 x T50S
		PTSTI	Wheeled Platform Trolley with 4 Castors for T50 or T50S

No Fan Design

The benefits of LEEC incubators being fanless

- Significantly reduced risk of contamination
- Zero vibration: eradicates any possibility of cell edging effect
- Significantly less evaporation; minimise loss of water in the water tray, hence less risk of sample evaporation and possible desiccation
- Considerably easier to clean
- Very easy and quick to remove shelves and shelf racks for ease of cleaning
- Considerably more useable space, no ducting or built in hepa to minimise useable space
- No hidden areas or crevasses that can be difficult to clean
- No fan maintenance
- No extra costs to replace expensive fan Hepa filters and associated health risks in doing so
- Helps to minimise loss of chamber conditions during inner glass door opening
- No turbulent airflow that can spread contamination introduced into the inner chamber quickly.



Very gentle air movement by natural convection

We have designed our incubator specifically to offer the lowest risk of contamination. Contamination which can enter into an incubator from the laboratory, having been introduced by clothing, by individual's hair, by ventilation system, by open windows or by the soles of shoes. Once in the incubator of course the contamination finds it easy to lock onto the fan, the fan then spreads the contamination effectively and makes the problem even greater. The fan remains the single most difficult item component in an incubator to clean. For this reason those people who have designed incubators with fans have had to put an expensive Hepa filter in front of the fan to protect it. This adds another dimension of risk and indeed cost. Firstly, the filter has to be changed on a regular basis if it is to be effective. The process of that change means that contamination can spill from the dirty filter during the process of change. Secondly the door is open for a long time during that change process and more contamination can enter and lock onto the fan. Thirdly the process is time consuming and costly. Fourthly if the filter is not changed then the incubator system is not working to its best capacity. Fifthly the fan and filter take up valuable user space within the chamber. The fan less design eradicates all the associated problems that are associated with having a fan.




Lifting Handles



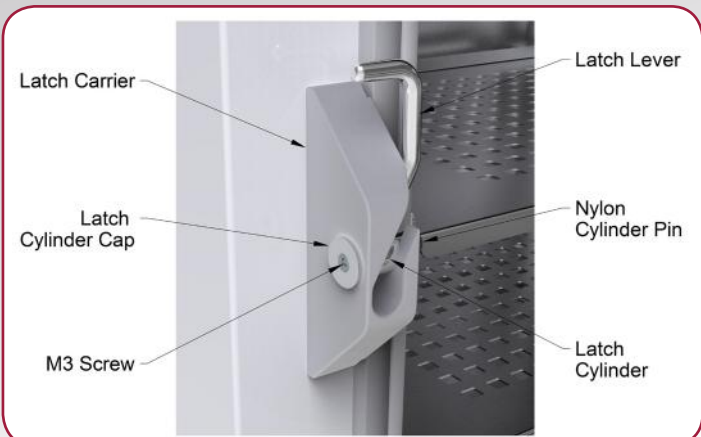
CO₂ Touch T50S



Rear Wheels, Easy Placement



Low profile shelf racking, maximises shelf space



CO₂ Touch T190 Inner Glass Door Latch



Water Tray - separate heating element for increased control of humidity


Features



Touch T190S CO₂ incubator with 8 inner glass door option fitted.



Touch T50S CO₂ incubator with 3 Inner glass door option fitted



CO₂ Touch T190S



Shelving - Anti tilt easily removable shelf dividers, built in handle lip




Robust Hinges

Easy to clean robust heavy duty outer door seal



Inner Chamber & Racking - Drawn Chamber - Seamless Design. Easy to Remove - Rounded Corners



Glass Door Hinged Internally


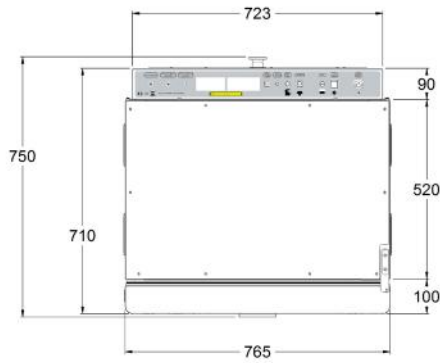
Adj. Feet for Levelling

Inner Door Seal Airtight - Round Corners

T190 Technical Specifications

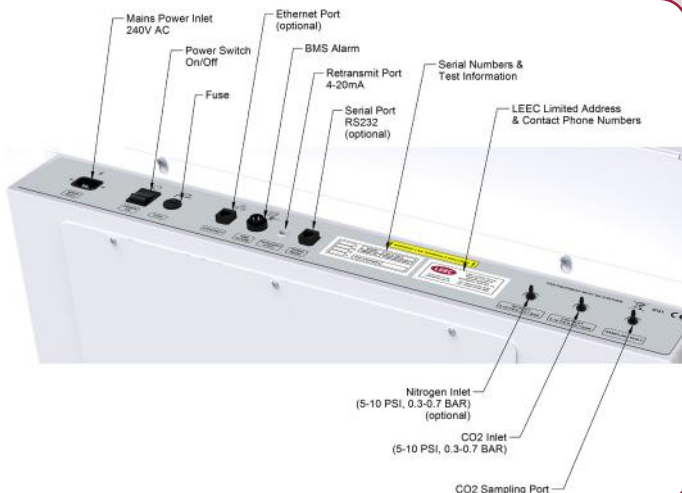
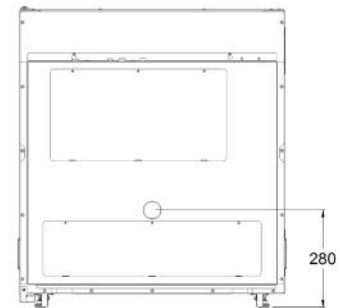
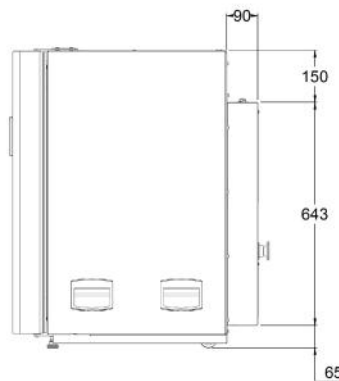
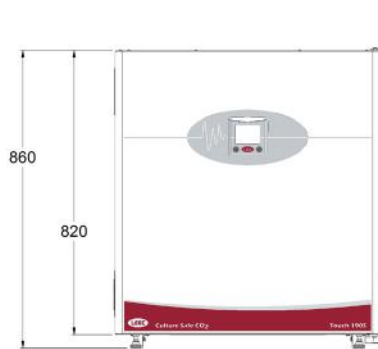
TECHNICAL SPECIFICATIONS CULTURE SAFE TOUCH 190 & 190S

TEMPERATURE MANAGEMENT		CO ₂ GAS MANAGEMENT		O ₂ GAS MANAGEMENT		DIMENSIONS	
Range	5°C above ambient to +60°C	Range	0% to 20%	Range	1% to 19%	Chamber (mm)	632(w) x 686(h) x 440(d)
Control	0.1°C	Control	± 0.1%	Control	± 0.1%	Chamber (inches)	24.9(w) x 27(h) x 17.3(d)
Stability	± 0.1°C @ 37°C	Stability	± 0.2%	Stability	± 0.25%	External (mm)	765(w) x 862(h) x 734(d)
Uniformity	± 0.25°C @ 37°C	Uniformity	± 0.2%	Uniformity	± 0.25%	External (inches)	30.1(w) x 34(h) x 28.9(d)
ELECTRICAL		CO ₂ Sensor	IR	O ₂ Sensor	Electrochemical	Shipping Container (mm)	925(w) x 1080(h) x 850(d)
Voltage	230 vac 50/60Hz	CO ₂ inlet pressure	min 5 psi max 10 psi	O ₂ inlet pressure	min 5 psi max 10 psi	Shipping Container (inches)	36.4(w) x 42.5(h) x 33.5(d)
Power	380w		min 0.3 bar max 0.7 bar		min 0.3 bar max 0.7 bar	WEIGHT	
Power, High Temp. Option	1800w (190s)	HUMIDITY				Net	94.5kg touch 190 104kg touch 190s
Consumption to 37°C	0.058 kwh	RH (@37°C +5%)	upto 95%			Shipping	109kg touch 190 117.5kg touch 190s



Options

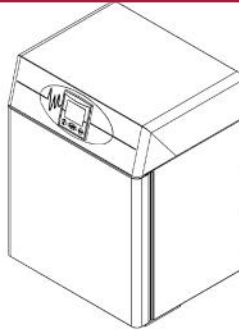
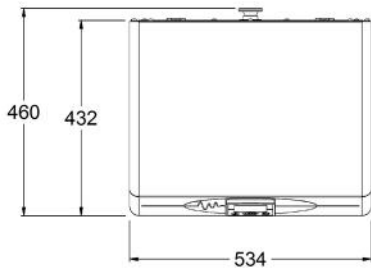
- Stacking Stands
- 1-19% O₂ options
- % RH Display
- Dual Temp Control
- Floor Stands
- 8 Inner door option



T50 Technical Specifications

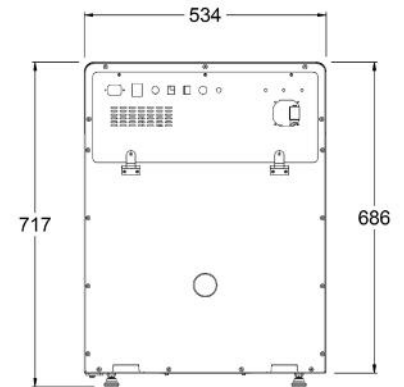
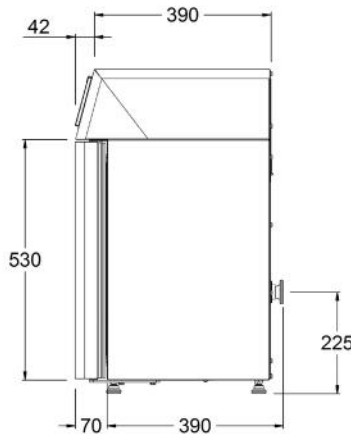
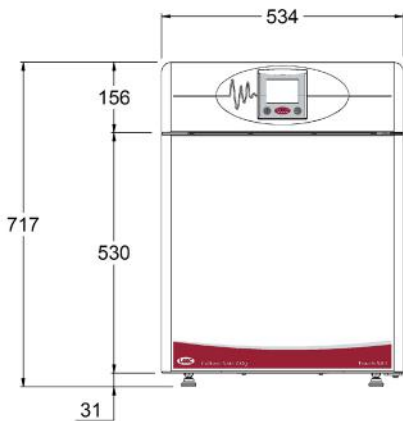
TECHNICAL SPECIFICATIONS CULTURE SAFE TOUCH 50

TEMPERATURE MANAGEMENT		CO ₂ GAS MANAGEMENT		O ₂ GAS MANAGEMENT		DIMENSIONS	
Range	5°C above ambient to +60°C	Range	0% to 20%	Range	1% to 19%	Chamber (mm)	402(w) x 402(h) x 300(d)
Control	0.1°C	Control	± 0.1%	Control	± 0.1%	Chamber (inches)	15.8(w) x 15.8(h) x 11.8(d)
Stability	± 0.1°C @ 37°C	Stability	± 0.2%	Stability	± 0.25%	External (mm)	534(w) x 717(h) x 460(d)
Uniformity	± 0.25°C @ 37°C	Uniformity	± 0.2%	Uniformity	± 0.25%	External (inches)	21.0(w) x 28.2(h) x 18.1(d)
ELECTRICAL		CO ₂ Sensor	IR	O ₂ Sensor	Electrochemical	Shipping Container (mm)	800w x 960h x 600d
Voltage	230 vac 50/60Hz	CO ₂ inlet pressure	min 5 psi max 10 psi	O ₂ inlet pressure	min 5 psi max 10 psi	Shipping Container (inches)	31.5w x 37.8h x 23.6
Power	350w		min 0.3 bar max 0.7 bar		min 0.3 bar max 0.7 bar	WEIGHT	
Power, High Temp. Option	950w (50s)	HUMIDITY				Net	38kg T50 40kg T50S
Consumption to 37°C	0.072 kwh	RH (@37°C +5%)	upto 95%			Shipping	50kg T50 52kg T50S



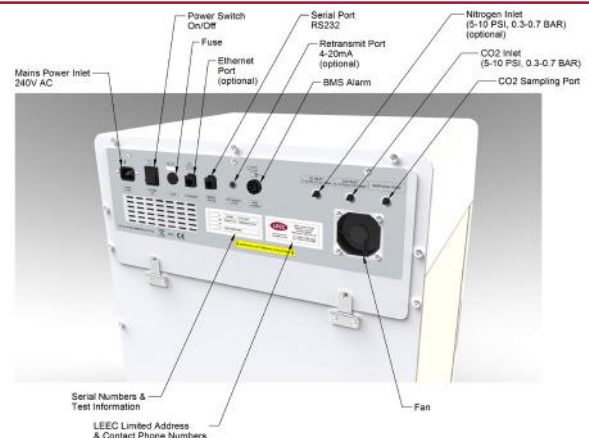
Options

- 1-19% O₂ options
- % RH Display
- Dual Temp Control
- 3 Inner door option



LEEC Bench Top Touch 50 & Touch 50S CO₂ Incubators

50 Litres
Bench Top CO₂ Incubator
Ideal for I.V.F and stem cell applications
Easy to clean and replaceable inner door seal
Ideal for research of critical samples
Minimised loss of conditions on door opening
3 inner or 6 inner door options available for quicker recovery
1-19% O₂ options available
%RH Display option available



Other LEEC Products



Warming Cabinet



Precision Range Culture Safe CO₂



Microbiological Incubator



Drying Cabinets

LEEC

LEEC Limited, Private Road No. 7, Colwick Industrial Estate,
Nottingham, NG4 2AJ
t. +44 (0)115 961 6222 f.+44 (0)115 961 6680
sales@leec.co.uk www.leec.co.uk

